


SONGLE RELAY



RELAY ISO9002

SRS/SRSZ



1. MAIN FEATURES

- Subminiature Type.
- Silver or Silver Alloy Contacts with Gold Plated.
- Low Dissipation.
- Sealed Type Available.
- Design conforms to foreign safety standard UL,CUL,TUV

2. APPLICATIONS

- Microprocessor Control, Store Program Exchanger and Household Appliance.

3. ORDERING INFORMATION

SRS/SRSZ	XX VDC	S	L
Model of relay	Nominal coil voltage	Structure	Coil sensitivity
SRS/SRSZ	03、05、06、09、12、24VDC	S: Sealed type	H: 0.20W
		F: Flux free type	L: 0.36W
			D: 0.45W

4. RATING

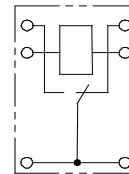
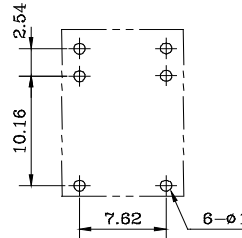
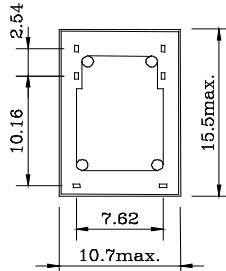
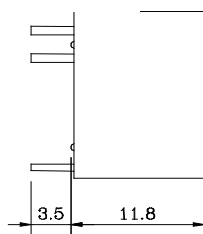
UL /CUL	FILE NUMBER: E167996	1A/120VAC 24VDC
TUV	FILE NUMBER: R9933789	1A/240VAC 24VDC
3A/120VAC 24VDC		

5. DIMENSION (unit:mm)

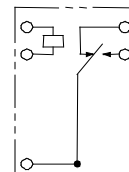
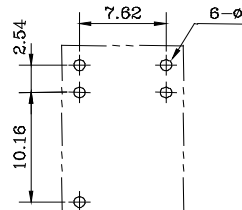
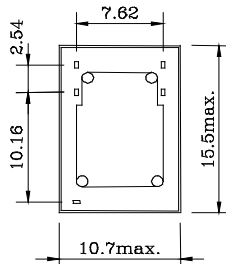
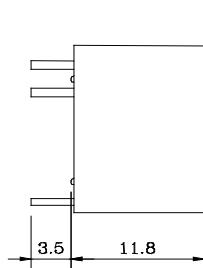
DRILLING (unit:mm)

WIRING DIAGRAM

SRS



SRSZ



6. COIL DATA CHART (AT20°C)

Coil Sensitivity	Coil Voltage Code	Nominal Voltage (VDC)	Nominal Current (mA)	Coil Resistance (Ω) $\pm 10\%$	Power Consumption (W)	Pull-In Voltage (VDC)	Drop-Out Voltage (VDC)	Max-Allowable Voltage (VDC)
SRS(Z) (High Sensitivity)	03	03	66.7	45	abt. 0.2 W	75% Max.	5% Min.	110%
	05	05	40	125				
	06	06	33.3	180				
	09	09	22.2	405				
	12	12	16.7	720				
	24	24	8.3	2880				
SRS(Z) (Standard)	03	03	120	25	abt. 0.36W	75% Max.	5% Min.	110%
	05	05	66.7	75				
	06	06	60	100				
	09	09	40.9	220				
	12	12	30	400				
	24	24	15	1600				
SRS(Z) (Normal Sensitivity)	03	03	150	20	abt. 0.45W	75% Max.	5% Min.	110%
	05	05	89.3	56				
	06	06	75	80				
	09	09	50	180				
	12	12	37.5	320				
	24	24	18.75	1280				

7. CONTACT RATING

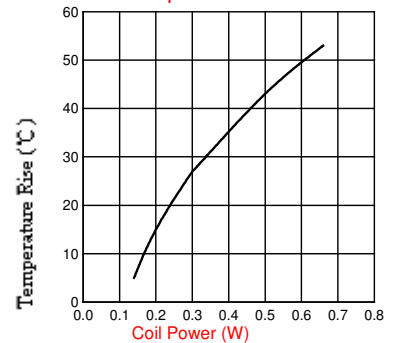
Item	Type	SRS/SRSZ	SRS/SRSZ
		1 Amp type	1 Amp type
Contact Capacity		Coil=0.2W	Coil=0.2W
Resistive Load ($\cos\Phi=1$)		1A 125VAC	1A 240VAC
		1A 30VDC	1A 30VDC
Inductive Load ($\cos\Phi=0.4$ L/R=7msec)		0.3A 125VAC	0.3A 240VAC
		0.3A 30VDC	0.3A 30VDC
Rated Carrying Current		1 A	1 A
Contact Material		Ag Alloy	Ag Alloy

8. PERFORMANCE (at initial value)

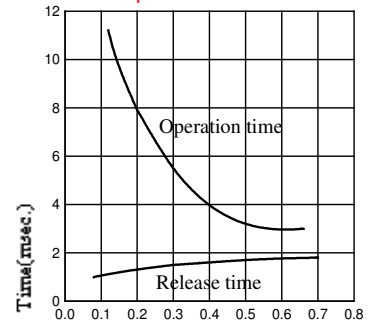
Item	Type	SRS/SRSZ
Contact Resistance		100m Ω Max.
Operation Time		10msec Max.
Release Time		5msec Max.
Dielectric Strength	Between coil & contact	500VAC 50/60HZ (1 minute)
	Between contacts	500VAC 50/60HZ (1 minute)
Insulation Resistance		100 M Ω Min. (500VDC)
Max. ON/OFF Switching		
Mechanically		300 operation/min
Electrically		30 operation/min
Operating Ambient Temperature		-25°C to +70°C
Operating Humidity		45 to 85% RH
Vibration Endurance	Error Operation	10 to 55HZ Single Amplitude 0.35mm
		10 to 55HZ Single Amplitude 0.35mm
Shock Endurance	Error Operation	50G Min.
		10G Min.
Life Expectancy	Mechanically	10 ⁷ operations. Min. (no load)
	Electrically	10 ⁵ operations. Min. (at rated coil voltage)
Weight		abt. 4grs.

9. REFERENCE DATA

Coil Temperature Rise



Operation Time



Life Expectancy

